




1300 662 766

NASON ENGINE PARTS


PIB
August 2019

Chrysler / Jeep 5.7 6.1 6.4 L 16V OHV V8 Water Pumps


NEW




W3040



W3043



W3108



W3208

PART #	MODEL	YEAR	SENSOR HOLE	MOUNTING BRACKETS
W3040	CHRYSLER 300C EZB 5.7 CHRYSLER 300C ESF 6.1 JEEP GRAND CHEROKEE WH EZB 5.7 JEEP GRAND CHEROKEE WH ESF 6.1	2005-1/08 2006-1/12 2005-1/08 2006-1/12	NO	ROUND /ROUND
W3043	CHRYSLER 300C EZB EZD 5.7L JEEP GRAND CHEROKEE WH EZB EZD 5.7	2/08-2012 2/08-2011	YES	INDENT/INDENT
W3108	JEEP GRAND CHEROKEE WK EZD 5.7 JEEP GRAND CHEROKEE WK 6.4L WITH 1/4 " NPT PLUG TAPERED THREAD FROM 2013 USE W3208 WITH 3/8 " NPT TAPERED THREAD	2011-ON 2012- ON	YES	INDENT / ROUND
W3208	CHRYSLER 300C ESG 6.4 DODGE CHALLENGER SRT ESD,ESG 6.2 / 6.4L WITH 3.8 NPT TAPERED THREAD	7/2012 ON 2015 – ON	YES	INDENT / ROUND